

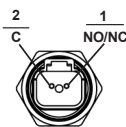


Pressure Switches Wiring Diagrams 200, 300 & 400 Series

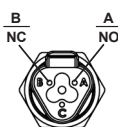
200 Series

Mechanical Compact SPDT

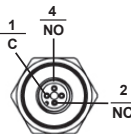
Function	SPST or SPDT
Contact rating	5A @ 125/250 Vac 5A @ 12/24 Vdc



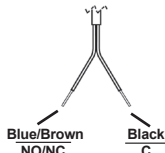
2-Pin Deutsch



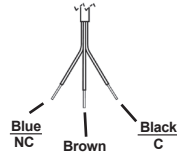
3-Pin Deutsch



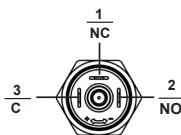
M12x1 (4-Pin)



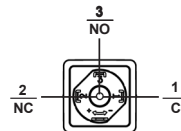
Integral Cable (SPST)



Integral Cable (SPDT)



Spade



DIN EN 175301-803 Form A



Corporate Headquarters

1010 West Bagley Road

Berea, Ohio 44017

Ph: 440.243.0888

Fax: 440.243.3472

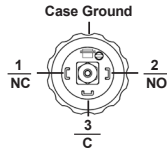
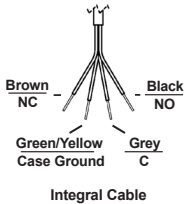
E-mail: noshok@noshok.com

Web: www.noshok.com

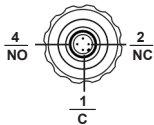
300 Series

Mechanical Compact SPDT
with Adjustable Hysteresis

Function SPST or SPDT
Contact rating 6A @ 125/250 Vac
6A @ 12/24 Vdc

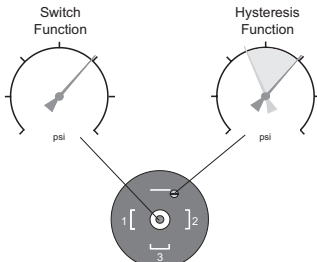


DIN EN 175301-803
Form A



M12x1 (4-Pin)

Cable connected to DIN EN 175301-803 Form A (Option -1)	
NC	Black
NO	White
C	Red

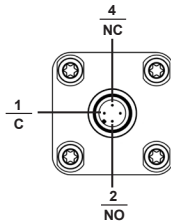



300 Series Switch Note: Rotating the hysteresis adjustment completely clockwise or counter-clockwise will disengage the switch function.

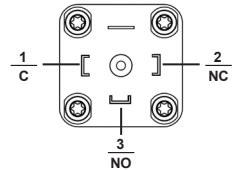
400 Series

Mechanical Heavy-Duty

Function SPST or SPDT
Contact rating 6A @ 125/250 Vac
6A @ 12/24 Vdc



M12x1 (4-Pin)



DIN EN 175301-803
Form A